

Kaumana Wanna Smellya's

coconut drink and surfboard

Supplies-


- Printer
- Thick Paper (Cardstock or Matte)
- Scissors or Cutting tool
- Glue or Tape

If under the age of 18, parental guidance is advised when using scissors or dangerous materials

Instructions-

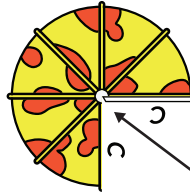
1. Cut out each piece along outer edges of all the individual pieces
2. Fold each piece along the dashed lines, making sure to fold straight
3. After all pieces are cut out and folded, glue or tape together the flaps to the matching area (A to A, B to B, etc.).
4. Accessorize your very own Kaumana Wanna Smellya Whiffer Sniffer character!

Coconut Cup



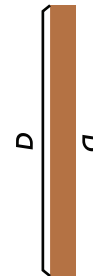
Coconut Drink

Umbrella Top

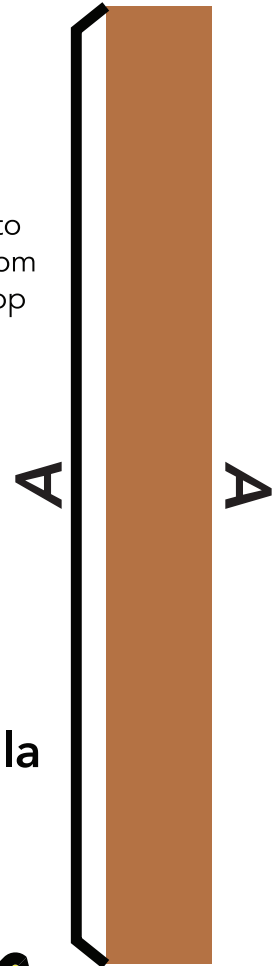


Glue top of stick to center on the bottom of the Umbrella Top


Umbrella Stick



Beach Umbrella Stick



Surfboard Top



Surfboard



Surfboard Bottom

Glue bottom piece of the surfboard to the bottom of the top piece of the surfboard

Optional: Larger Beach Umbrella

Beach Umbrella Top

